

CREATING AN ACCOUNT

1. Visit <https://firstnations.fluxx.io/>. Using Google Chrome is recommended.
2. Follow the instructions on the right-hand side of the screen and select a registration option.

Welcome to the First Nations Development Institute's Grants Portal

Login (all fields required)

[Forgot Password?](#)

New to the Online Portal?

To be considered for funding, you must create an account. To create your account, please read and select one of the options below.

If you need assistance please reach out to grantmaking@firstnations.org.

New Organization?

Is your organization not yet in our system or are you unsure if it is? Please create a new user account and register your organization by [clicking here](#).

New User for an Organization?

Are you a new user but your organization already exists in our system? Please create a new account by [clicking here](#).

Applying for a Scholarship or Fellowship?

Are you applying as an individual for a scholarship or fellowship? Please register using your personal email by [clicking here](#).

- If you are registering as an organization, complete the Eligibility Quiz and then click “Submit.”

Eligibility Quiz

Are you an Alaska Native Village or Corporation, U.S.-based Native-controlled 501(c) (3), Federal or State recognized Tribe, Native-led community-based organization, or Native-led community-based organization with fiscal sponsorship?

Select Option ▼

First Nations defines “Native-controlled” as an organization in which a majority of the Board of Directors and leadership team (more than 50%) are Native American, Alaska Native, or Native Hawaiian.

- Fill out your organization and contact information and click “Submit Request..”

Organization Name:

Legal Name:

Acronym or DBA: (if applicable)

Phone:

General Email: (if applicable)

Website URL:

Social Media Link(s)

Legal Address

Street Address 1:

Street Address 2:

City:

Country:
United States ▼

State/Province:
▼

Postal Code (ZIP):

Do you have a separate mailing address?
▼

Tax ID / EIN:

Organization Type (Tax Class):
▼

Organization Total Annual Budget:

Primary Contact Information:

Please enter your information as the primary contact. This should be the person completing this registration, as you will typically be the one submitting applications on behalf of your organization. The email you provide will be used as your login for the portal, and your login details will be sent to this email. When submitting a grant application, you will have the option to designate a different contact if needed.

Prefix:

First Name:

Last Name:

Suffix:

Preferred Pronouns:

Title:

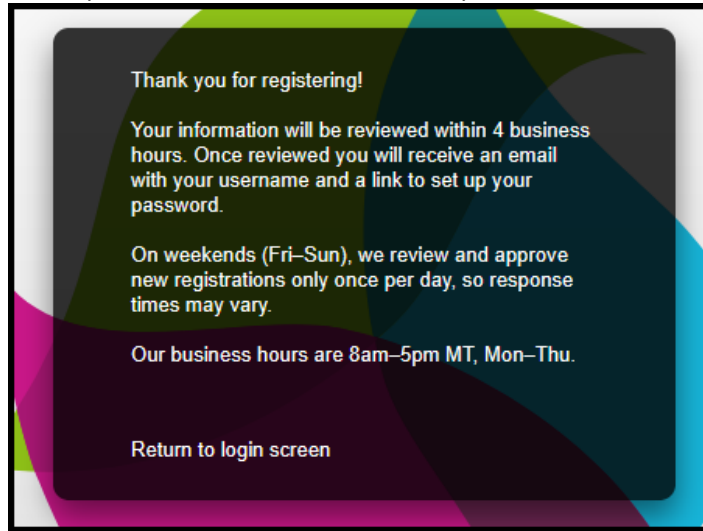
Email:

Work Phone:

Cell Phone:

Preferred Method of Contact:
▼

- Once your information is submitted you will be redirected to this screen.



- You will receive your login credentials via email from First Nations Grantmaking (do-not-reply.grants07-us-east-1@fluxx.io) within 4 hours during our business hours Monday through Thursday. Registrations submitted Friday to Sunday may have longer wait times.
 - i. The email will include both your username and a link to create your password.
3. If you have any issues with creating an account or logging in, please email grantmaking@firstnations.org for assistance.

ACCESSING YOUR ACCOUNT

1. Visit <https://firstnations.fluxx.io/> and enter your username and password under “Login” on the left-hand side of the screen and click “Sign In.”
2. If you need to reset your password, click on “Forgot Password?”
 - a. You will receive a password reset email from First Nations Grantmaking (do-not-reply.grants07-us-east-1@fluxx.io) within one hour. Use the link provided in the email to access your account.

FIRST NATIONS
DEVELOPMENT INSTITUTE

Welcome to the First Nations Development Institute's Grants Portal

Login (all fields required)

Username

Password

Sign in

[Forgot Password?](#)

New to the Online Portal?

To be considered for funding, you must create an account. To create your account, please read and select one of the options below.

If you need assistance please reach out to grantmaking@firstnations.org.

New Organization?

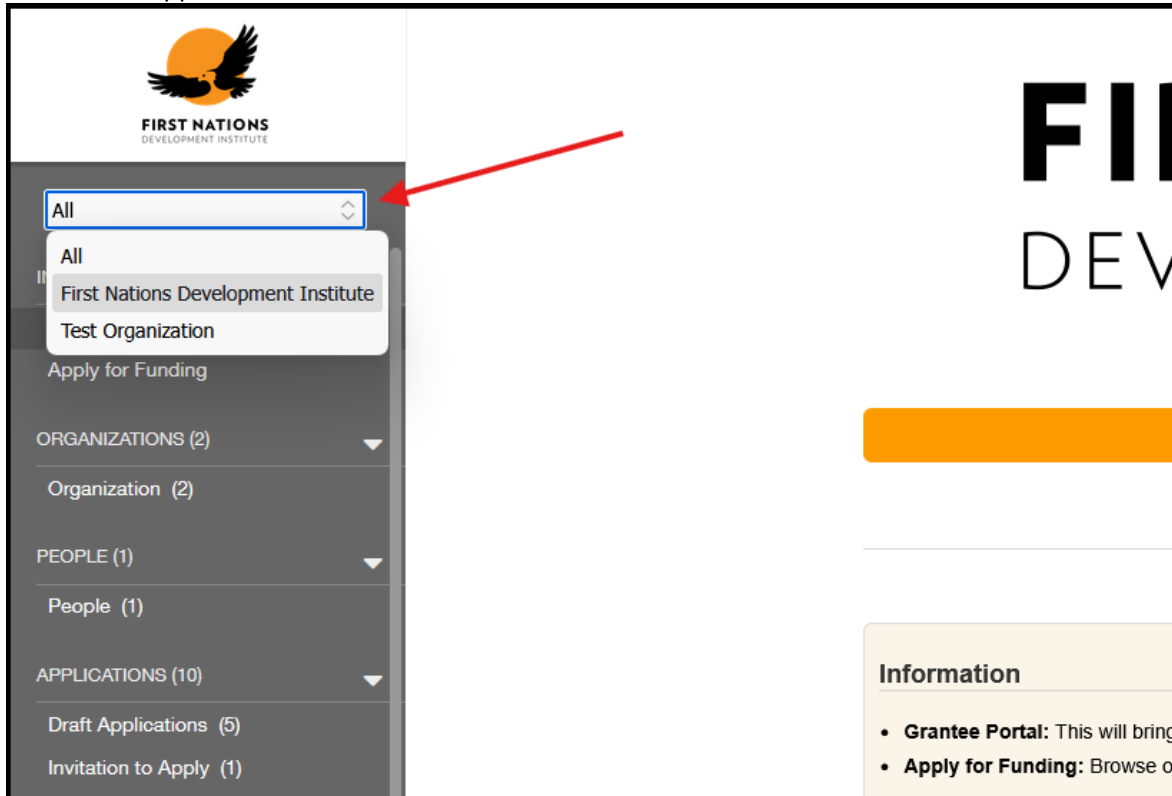
Is your organization not yet in our system or are you unsure if it is? Please create a new user account and register your organization by [clicking here](#).

New User for an Organization?

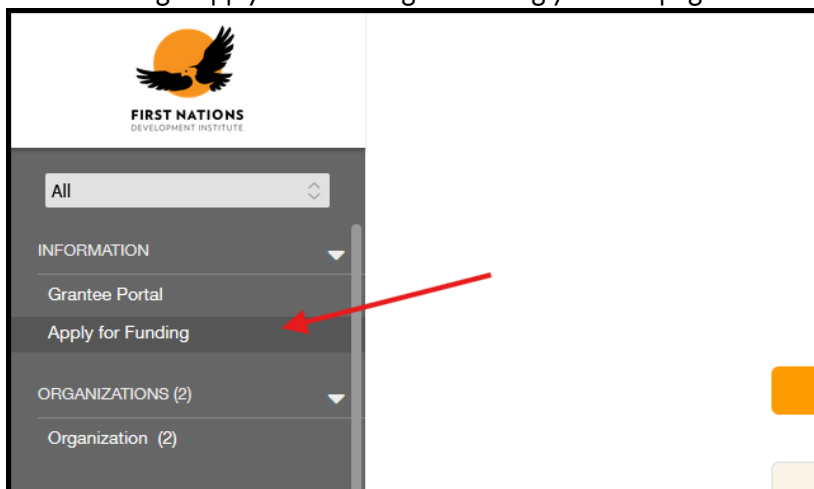
3. If you have any issues logging in, please email grantmaking@firstnations.org for assistance.

NAVIGATING THE PORTAL

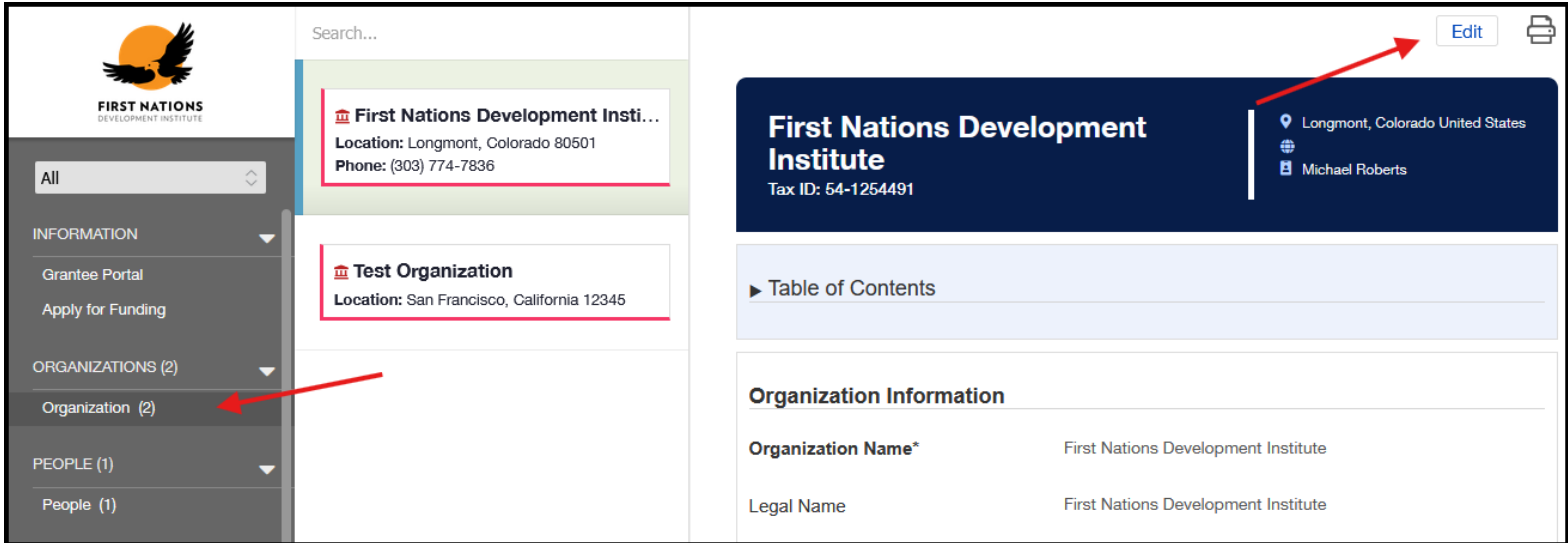
1. Once logged in to the portal, there is a dropdown menu on the left-hand side of the screen that will show any organizations your account is connected to.
 - o Ensure you select the organization you want to apply under before starting an application.



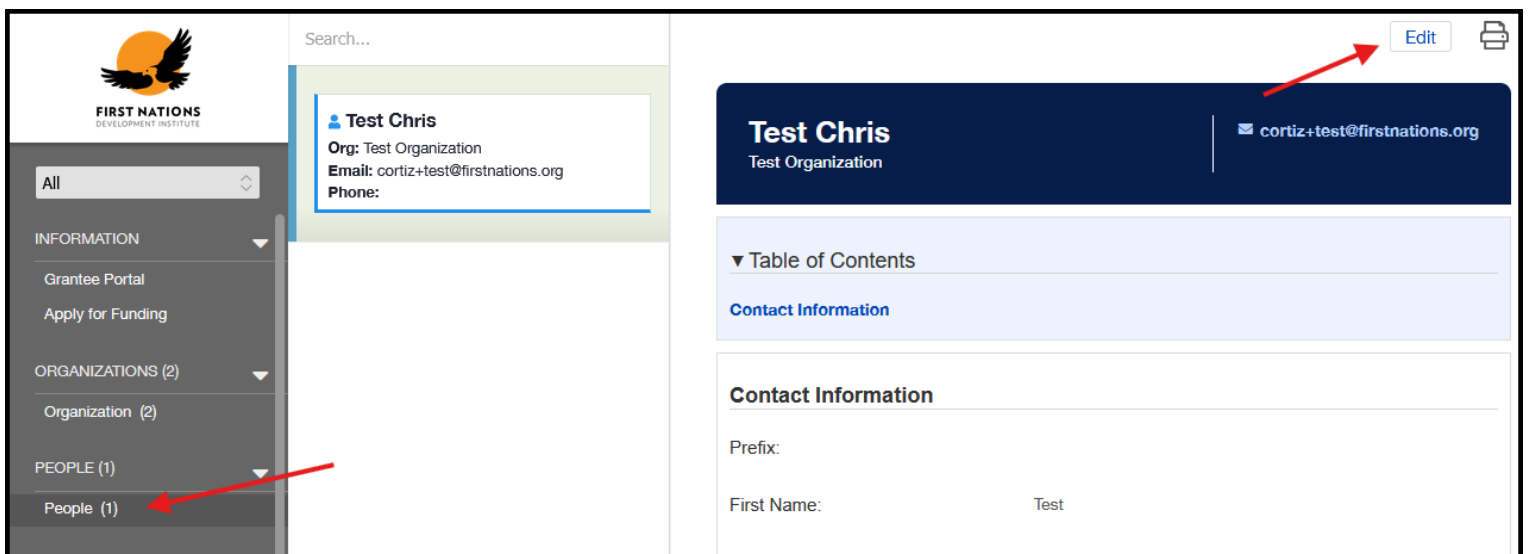
2. Selecting “Apply for Funding” will bring you to a page with all open grant opportunities.



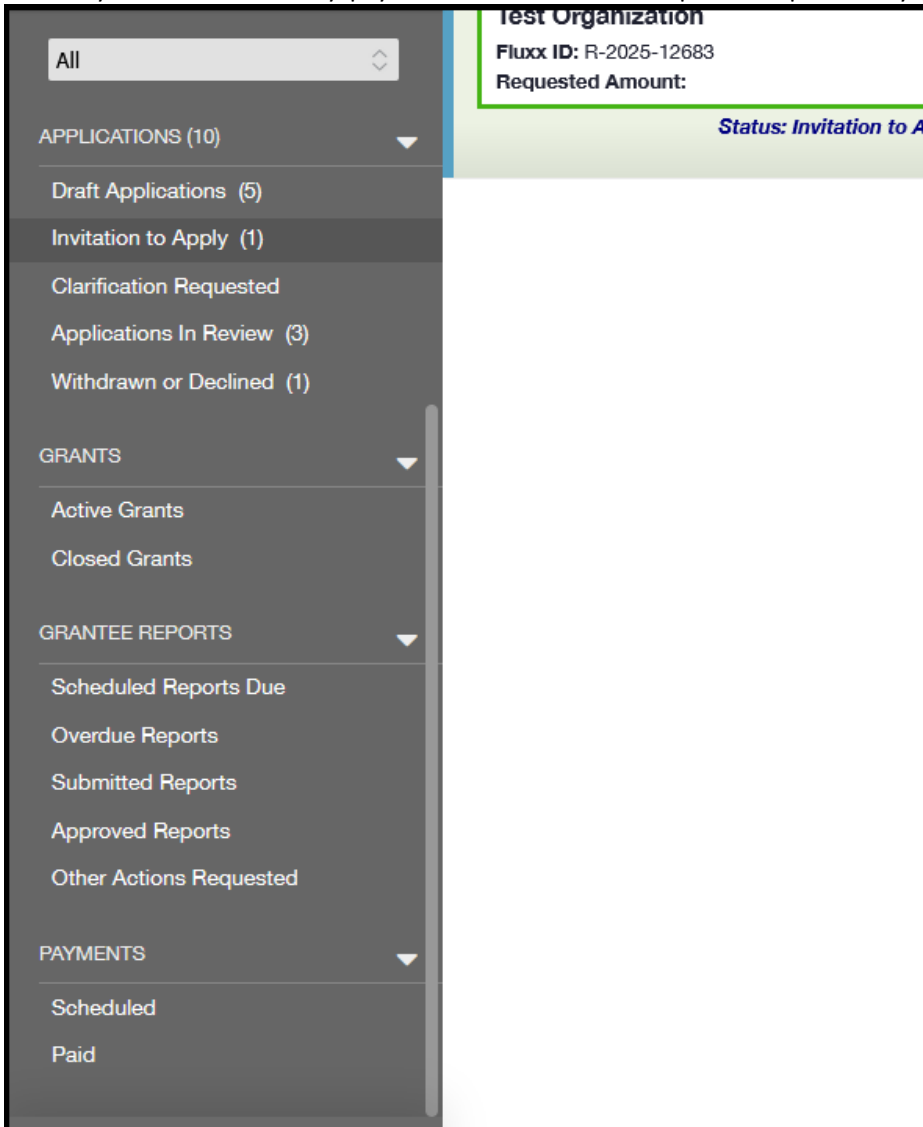
3. The “Organizations” section on the left-hand side will show the organization that your account is connected to.
 - o Here you will be able to view all the information for your organization that we have on file. You also have the ability to edit information using the “Edit” button in the top right-hand corner.
 - i. Note: Some information may not be available for you to change. Please reach out to grantmaking@firstnations.org for assistance.



4. The “People” section on the left-hand side will show your user information.
 - o If any changes are needed, select “Edit” in the top right-hand corner.
 - i. Note: Some information may not be available for you to change. Please reach out to grantmaking@firstnations.org for assistance.

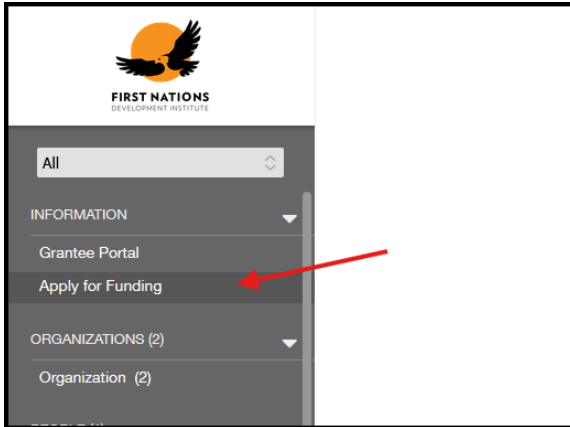


5. The “Applications” section on the left-hand side will show any drafts you have in progress (Draft Applications), grants you are invited to apply for (Invitation to Apply), applications that have been sent back to you for additional clarification or updates (Clarification Requested), applications that have been submitted and are under review by First Nations (Applications In Review), and withdrawn or declined applications (Withdrawn or Declined).
6. The “Grants” section will contain any active and closed grants for the organization you are connected to.
7. “Grantee Reports” will have any upcoming reports due, overdue reports, or previously submitted reports.
8. “Payments” will list any payments scheduled to be paid and previously paid payments.



APPLYING FOR GRANTS

1. All open grant opportunities will be located in the “Apply for Funding” section and will have a short description of the opportunity and when the application is due.
 - To start an application, select the green “Apply Now” button.



Apply for Funding


Native Agriculture & Food Systems Investments Scholarship

First Nations will award 20 to 25 scholarships in the amount of \$1,000 to \$1,500 for the 2025-2026 academic school year to Native college or university students majoring in agriculture and agriculture-related fields.

If you believe you or your project aligns with this open grant opportunity, click **Apply Now**.

[Apply Now](#)

Applications are **due July 11, 2025, 5 pm MT**. For additional information on this opportunity, please visit [our website](#).




Advancing Tribal Conservation Easements

Through support from the [Doris Duke Foundation](#), the [Advancing Tribal Conservation Easements](#) grant will provide Tribes with resources necessary to build capacity to hold conservation easements for land protection, community access, and stewardship. The goal is to ensure conservation easements respects Tribal Sovereignty and values, while also developing the proper and necessary conservation finance to afford long-term protection and monitoring of tribal homelands.

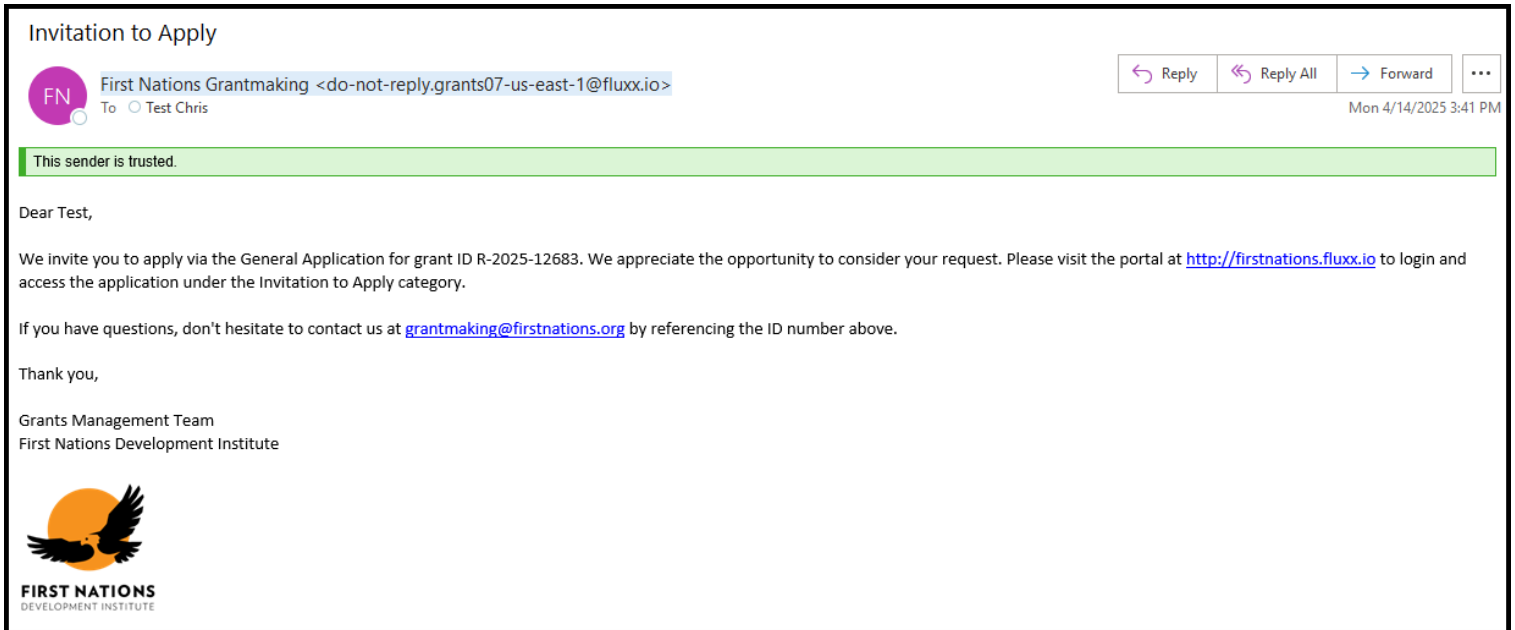
If you believe your project aligns with this open grant opportunity, click **Apply Now**.

[Apply Now](#)

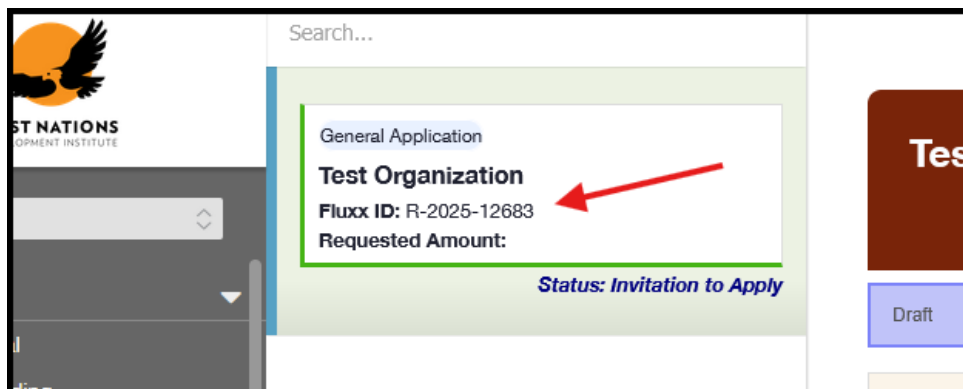
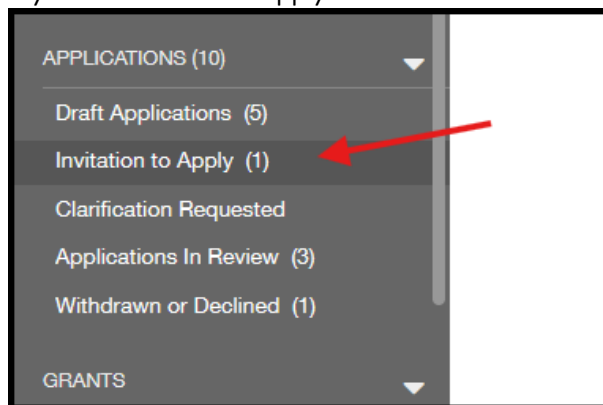
Applications are **due June 11, 2025**. For additional information on this opportunity, please visit [our website](#).



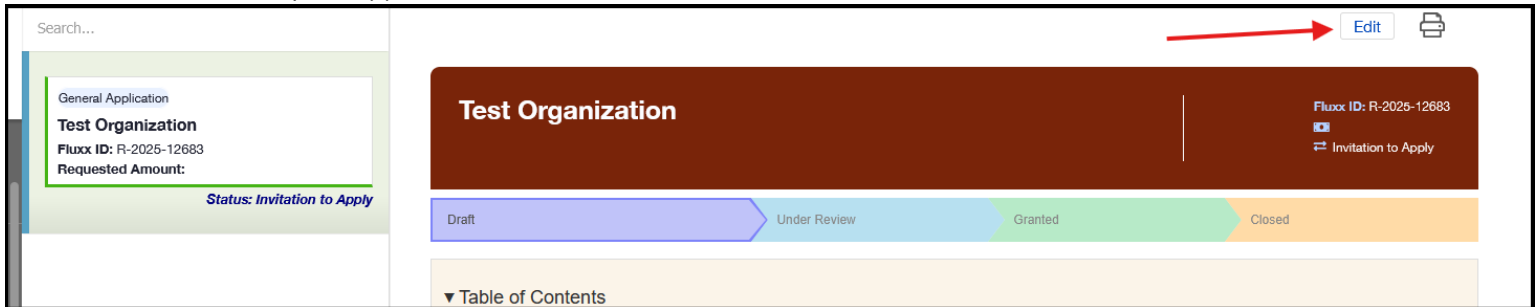
- If you have been invited to apply for a grant, you will receive an email from First Nations Grantmaking (do-not-reply.grants07-us-east-1@fluxx.io) notifying you of the invitation with a link to the First Nations' Fluxx portal and your grant ID.



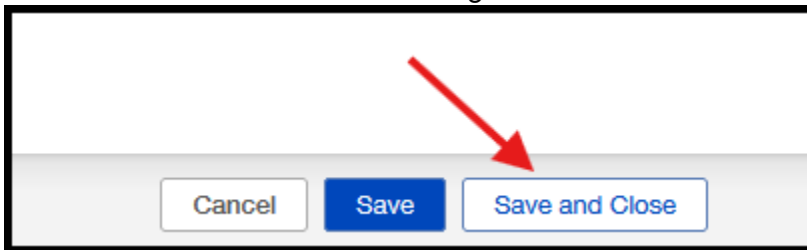
- To access the grant that you've been invited to apply for, navigate to "Invitation to Apply" on the left-hand side under the "Applications" section.
- Once selected, find the application with the grant ID number referenced in your Invitation to Apply email notification.



2. After you click on the application, select “Edit” in the top right-hand corner to begin filling out your application.



3. Once you have completed your application and attached all required documents, select “Save and Close” in the bottom right-hand corner.



4. After saving, a “Submit” button will appear, also in the bottom right-hand corner. Click to submit your application. Once submitted, you will receive an email from First Nations Grantmaking (do-not-reply.grants07-us-east-1@fluxx.io) confirming we have received your application.

